



- **Mechanical Pushbutton Lock**
- **Single Access Code**
- **Deadbolt/Spring Latch**
- **Thumbturn**

Features

Access Control:	Mechanical pushbutton lock eliminates problems and costs associated with issuing, controlling, and collecting keys and cards. Uses same combination system as our other pushbutton access controls and are specifically designed for cabinet doors, desk drawers, and similar applications. Ideal for use in many locations: medicine chests, liquor cabinets, gun boxes, courier pick-up boxes, home entertainment units, cleaning supply cabinets, tool chests, private files, audio-visual cabinets, and petty cash drawers.
No Battery:	Fully mechanical lock eliminates the material and labor expense of battery replacements
Locking Device Options:	Flat deadbolt Round deadbolt Round spring latch bolt
Number of Codes:	Single access code—one easy-to-manage code for all users
Programming:	Lock is easily programmed via keypad without removing lock from the door
Handing:	Non-handed
Operation Mode:	Pushbutton access
Economical:	A cost effective access control solution
Key Override (Optional):	Select models

Mechanical Features

Construction:	All metal cast face plate; force-resistant, protected exterior knob
Numeric Keypad:	Vandal resistant, solid metal pushbuttons
Handing:	Non-handed
Finishes:	Bright Brass 03 (605), Satin Brass 04 (606), and Satin Chrome 26D (626); black trim plate (optional)
Weight:	1 lb. (0.5 kg)
Bolt:	End-throw/cross-throw deadbolt (must be manually relocked) End-throw/cross-throw spring latch (with automatic relock)

Installation

Door Thickness: Wood doors: 5/8" (16 mm) to 7/8" (22 mm)
Sheet metal applications: 14 to 20 gauge
1/8", 1/16", 1/4"

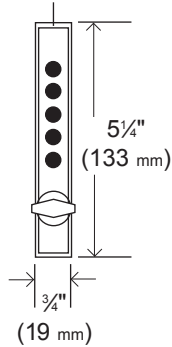
Installation: Horizontal or vertical. Two-step mortise installation using router or 5 1/2" (140 mm) x 1" (25 mm) slot with trim plate (for wood applications).
Punched slot or series of 7/16" (11 mm) drilled holes (for metal applications).

Warranty

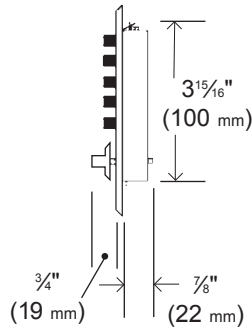
Warranty: 1-year warranty

Cabinet Lock

Escutcheon Plate

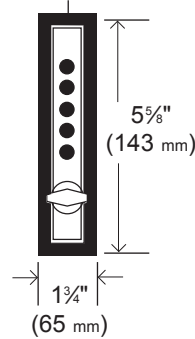


Exterior

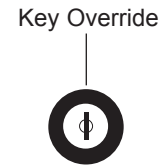


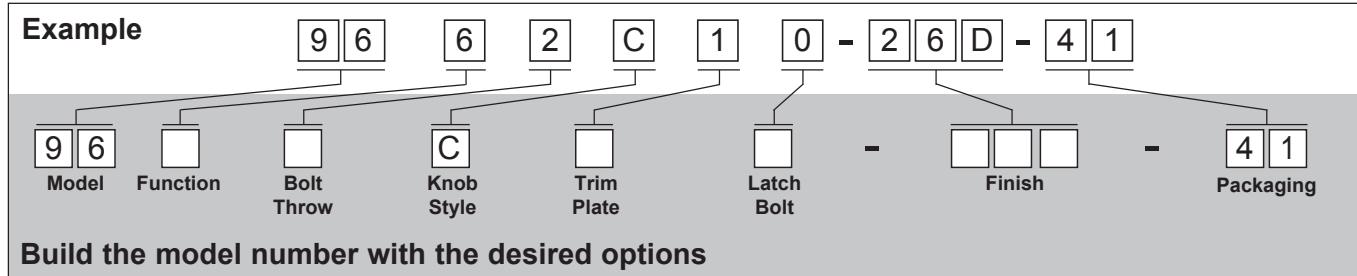
Side View

Black Trim Plate



Exterior with Trim Plate





Base Model	Description	Base Price
9662C1026D41	Cabinet Lock, Sheet Metal, End Throw, Clutch Ball Bearing Knob, No Trim Plate, Standard Deadbolt	\$88.00

Choose One Option from Each Category

Function Options	Description	Price
2	Wood Application, 5/8" (16 mm) to 7/8" (27 mm) door thickness	Add \$2.00
6	Sheet Metal, 14 to 20 gauge door thickness	No Charge
7	Sheet Metal, 1/8" (3 mm) door thickness	No Charge
8	Sheet Metal, 3/16" (5 mm) door thickness	No Charge
9	Sheet Metal, 1/4" (6 mm) door thickness	No Charge

Bolt Throw Options	Description	Price
1	Cross Throw	No Charge
2	End Throw	No Charge
3	End Throw with Cross Throw Parts	No Charge



Knob Style	Description	Price
C	Clutch Ball Bearing Knob	No Charge

Trim Plate Options	Description	Price
1	Without Trim Plate	No Charge
2	With Trim Plate (not available on 969 Model)	No Charge

Latch Bolt Options	Description	Price
0	Standard Deadbolt	No Charge
1	Spring Loaded Latch	Add \$6.00
2	Spring Loaded Latch with Key Override (keyed alike)	Add \$14.00

Finish Options	Description	Price
03	Bright Brass (605)	No Charge
04	Satin Brass (606)	No Charge
26D	Satin Chrome (626)	No Charge

Cabinet Locks, no options available

Model	Description	Price
C9601-xxx-41 	Wood, 5/8" (16 mm) to 7/8" (27 mm), door thickness, end throw, deadbolt, trim plate included, ball bearing clutch knob	\$95.50
C9602-xxx-41 	Wood, 5/8" (16 mm) to 7/8" (27 mm), door thickness, end throw, spring latch, trim plate included, ball bearing clutch knob	\$95.50

Replace xxx above with your preferred finish code.