



- **Mechanical Pushbutton Lock**
- **Single Access Code**
- **Cylindrical**
- **Knob**

**Features**

<b>Access Control:</b>	Mechanical pushbutton lock eliminates problems and costs associated with issuing, controlling, and collecting keys and cards. Provides exterior access by combination, while allowing free egress.
<b>No Battery:</b>	Fully mechanical lock eliminates the material and labor expense of battery replacements
<b>Locking Device:</b>	Cylindrical latch with 3-hour UL/ULC fire rating on "A" labeled doors
<b>Number of Codes:</b>	Single access code—one easy-to-manage code for all users
<b>Programming:</b>	Lock is easily programmed via keypad without removing lock from the door
<b>Handing:</b>	Factory-handed for left-hand doors; easily field reversible
<b>Key Override (Optional):</b>	Small format interchangeable cores, large format removable cores
<b>Operation Modes:</b>	<p><u>Pushbutton Access</u></p> <p><u>Passage</u> (select models)—allows access without using the lock entry code. Feature activated from the inside with a thumbturn or key (included with all passage feature models).</p> <p><u>Lockout</u> (select models)—disables the lock from the inside so that the entry code cannot be used to gain access. Access is permitted using the key override only.</p>
<b>Economical:</b>	A cost effective access control solution

**Mechanical Features**

<b>Construction:</b>	Heavy-duty cylindrical lock housing with cast front housing; unified trim plate; cast knobs
<b>Numeric Keypad:</b>	Vandal resistant, solid metal pushbuttons
<b>Handing:</b>	Factory-handed for left-hand doors; easily field reversible
<b>Standard Finishes:</b>	Satin Chrome 26D (626), Antique Brass 05 (609)
<b>Optional Finishes:</b>	Bright Brass 03 (605), Bright Chrome 026 (625)
<b>Backset:</b>	2 <sup>3</sup> / <sub>4</sub> " (70 mm), 2 <sup>3</sup> / <sub>8</sub> " (60 mm)
<b>Latch:</b>	1/2" (13 mm) throw latch, 3/4" (19 mm) throw latch (optional)
<b>Minimum Stile Recommended:</b>	5" (127 mm)
<b>Weight:</b>	7.25 lbs. (3.3 kg)
<b>Strike:</b>	Standard strike plate; ASA strike plate

## Key Override

<b>Interchangeable Cores:</b>	Small format—Best and equivalents (6 or 7-pin length); core not included
<b>Removable Cores:</b>	Large format—Medeco/ASSA/Yale/Abloy (5 or 6-pin length), Corbin Russwin (6-pin length), Schlage, and Sargent; core not included

## Installation

<b>Door Preparation:</b>	Easily installs on wood or metal doors. ASA 161 door preparation with additional through bore holes required.
<b>Door Thickness:</b>	1 $\frac{3}{8}$ " (35 mm) to 2 $\frac{1}{4}$ " (57 mm)—Pre-assembled to accommodate 1 $\frac{5}{8}$ " (41 mm) to 2" (51 mm)
<b>Items Supplied Include:</b>	Lock assembly, installation manual, full-scale template, combination change plug and access key, and required installation hardware

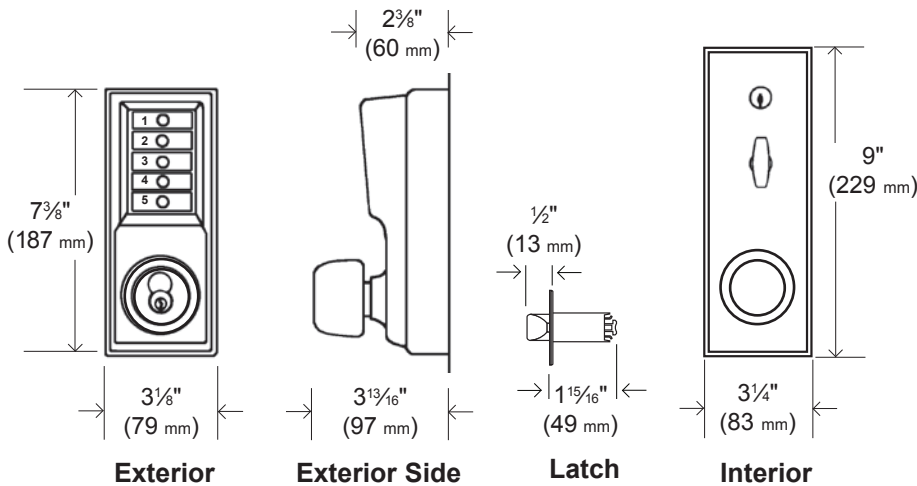
## Certification and Testing

<b>Durability:</b>	D.O.D. Compliant 5220.22M for supplemental access control; weather resistant
<b>Fire Rating:</b>	3-hour UL/ULC fire rating for "A" labeled doors

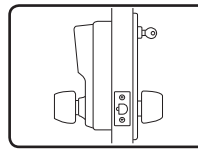
## Warranty

<b>Warranty:</b>	3-year warranty
------------------	-----------------

## Cylindrical

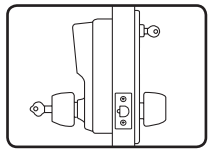


### Model 101x



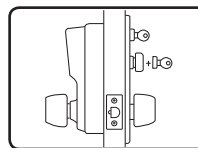
- Combination Entry
- Interior Combination Change

### Model 102x



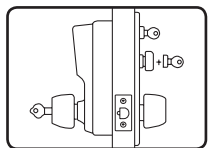
- Combination Entry
- Key Override (not supplied)
- Interior Combination Change

### Model 103x



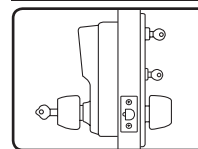
- Combination Entry
- Interior Combination Change
- Passage

### Model 104x

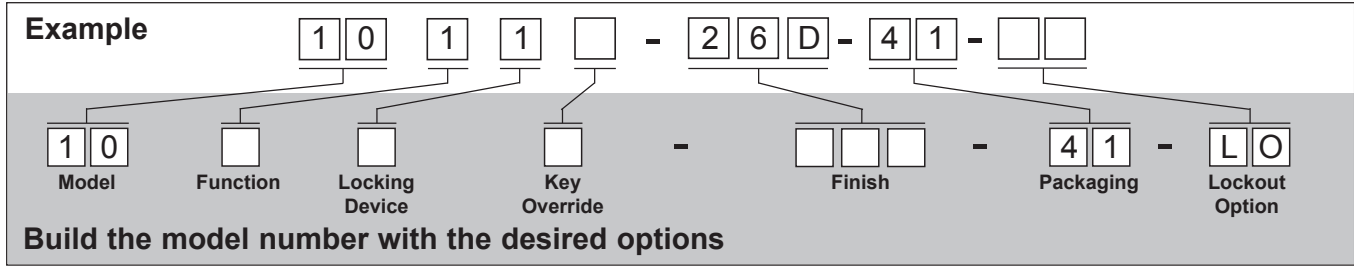


- Combination Entry
- Key Override (not supplied)
- Passage
- Interior Combination Change

### Lockout Models



- Combination Entry
- Key Override (not supplied)
- Interior Combination Change
- Lockout from Inside Trim



Base Model	Description	Base Price
101126D41	Cylindrical Lock with Knob, No Key Override	\$450.50

**Choose One Option from Each Category**

Function Options	Description	Price
1	Cylindrical Lock, Combination Entry Only	No Charge
2	Cylindrical Lock, Combination Entry, and Key Override	Add \$70.00
3	Cylindrical Lock, Combination Entry, and Passage	Add \$50.00
4	Cylindrical Lock, Combination Entry, Key Override, and Passage	Add \$120.00

Locking Device Options	Description	Price
1	Cylindrical ½" (13 mm) throw latch, floating face plate 2¾" (70 mm) backset (UL listed)	No Charge
2	Cylindrical ½" (13 mm) throw latch, floating face plate 2⅝" (60 mm) backset (UL listed)	No Charge
5	Cylindrical ¾" (19 mm) throw latch, beveled face plate 2¾" (70 mm) backset (UL listed)	No Charge

Key Override Options	Description	Price
B	I/C Best and Equivalents (6 or 7-pin length); core not included	No Charge
C	R/C Corbin Russwin (6-pin length); core not included	No Charge
M*	R/C Medeco/ASSA/Yale/Abloy (5 or 6-pin length); core not included	No Charge
R	R/C Sargent; core not included	No Charge
S	R/C Schlage; core not included	No Charge

Finish Options	Description	Price
026	Bright Chrome (625)	Add \$25.00
03	Bright Brass (605)	Add \$25.00
05	Antique Brass (609)	No Charge
26D	Satin Chrome (626)	No Charge

Lockout Option**	Description	Price
LO	Lockout (available on key override models only)	Add \$100.00

### Items Supplied with the Lock

---

- Installation Manual
- Full-Scale Template
- Required Installation Hardware

### Notes

---

**\* Medeco/ASSA/Yale/Abloy (5 and 6-pin length)**

5 and 6-pin Medeco/ASSA/Abloy cylinders require a special knob spacer (included in package)

**\*\* Lockout Option**

This field can be left blank if no optional features are required

Knob locks are factory-handed for left-hand operation unless otherwise pre-arranged with manufacturing facility (minimum quantity required)