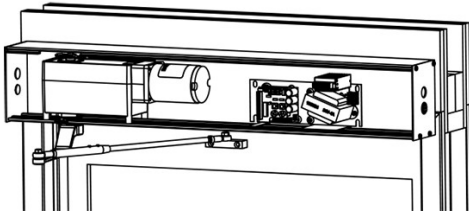


Ditec HA8-SP Easy Selection Guide

PUSH APPLICATIONS

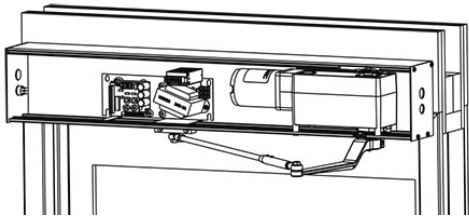
1

LPS - Left Hand Push



2

RPS - Right Hand Push

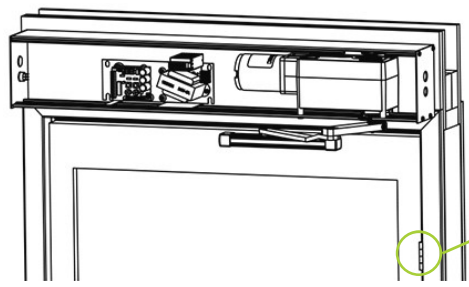


Handing	Finish	Header	Part #
LPS	Clear	39"	W9-101-39
		45"	W9-101-45
		51"	W9-101-51
	Bronze	39"	W9-105-39
		45"	W9-105-45
		51"	W9-105-51
RPS	Clear	39"	W9-103-39
		45"	W9-103-45
		51"	W9-103-51
	Bronze	39"	W9-107-39
		45"	W9-107-45
		51"	W9-107-51
DUAL	Clear	75"	W9-111
	Bronze	75"	W9-112

PULL APPLICATIONS

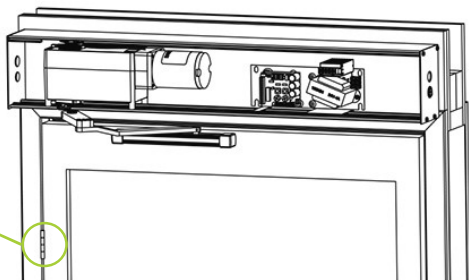
3

LPL - Left Hand Pull



4

RPL - Right Hand Pull



Handing	Finish	Header	Part #
LPL	Clear	39"	W9-102-39
		45"	W9-102-45
		51"	W9-102-51
	Bronze	39"	W9-106-39
		45"	W9-106-45
		51"	W9-106-51
RPL	Clear	39"	W9-104-39
		45"	W9-104-45
		51"	W9-104-51
	Bronze	39"	W9-108-39
		45"	W9-108-45
		51"	W9-108-51
Dual	Clear	75"	W9-113
	Bronze	75"	W9-114

Note: This list represents standard stock configurations. For special sizes or options, please use the code from the "How to Order" sheet or contact Customer Service at 866.901.4284 or CustomerService.Ditec.US@entrematic.com.

Ditec HA8-LP Easy Selection Guide

PUSH APPLICATIONS



Handing	Finish	Header	HA8-LP Part #
PUSH (non-handed)	Clear	39"	WL-101-39
		45"	WL-101-45
		51"	WL-101-51
	Bronze	39"	WL-105-39
		45"	WL-105-45
		51"	WL-105-51
	Black	39"	WL-111-39
		45"	WL-111-45
		51"	WL-111-51
DUAL	Clear	75"	WL-101-75
	Bronze	75"	WL-105-75
	Black	75"	WL-111-75

PULL APPLICATIONS



Handing	Finish	Header	HA8-LP Part #
LPL	Clear	39"	WL-102-39
		45"	WL-102-45
		51"	WL-102-51
	Bronze	39"	WL-106-39
		45"	WL-106-45
		51"	WL-106-51
	Black	39"	WL-112-39
		45"	WL-112-45
		51"	WL-112-51
RPL	Clear	39"	WL-104-39
		45"	WL-104-45
		51"	WL-104-51
	Bronze	39"	WL-108-39
		45"	WL-108-45
		51"	WL-108-51
	Black	39"	WL-114-39
		45"	WL-114-45
		51"	WL-114-51
Dual	Clear	75"	WL-104-75
	Bronze	75"	WL-108-75
	Black	75"	WL-114-75